

GAU JING

Smooth Performance in Action

4 SIDE PLANER & MOULDER

GAseries

smooth performance in action

- Rugged construction.
- High efficiency models.
- Heavy duty machining.
- For mass production

MODEL		GA-623	GA-723	GA-723A	GA-823	GA-923
Capacity	Planing width	10-230mm	10-230mm	10-230mm	10-230mm	10-230mm
	Planing thickness	7-160mm	7-160mm	7-160mm	7-160mm	7-160mm
	Feeding speed. Inverter control	6-36m/min	6-36m/min	6-36m/min	6-36m/min	6-36m/min
	Min length of cut	230mm	230mm	230mm	230mm	230mm
Spindle	Spindle speed	6000rpm	6000rpm	6000rpm	6000rpm	6000rpm
	Spindle diameter	ø40mm	ø40mm	ø40mm	ø40mm	ø40mm
	Adjustment of vertical spindle	60mm	60mm	60mm	60mm	60mm
	Adjustment of horizontal spindle	20mm	20mm	20mm	20mm	20mm
Cutter Diameter	Tool cutting circle, 1 st Bottom spindle, min. to max.	ø125-160mm	ø125-160mm	ø125-160mm	ø125-160mm	ø125-160mm
	Tool cutting circle, vertical spindles, min. to max.	ø100-180mm	ø100-180mm	ø100-180mm	ø100-180mm	ø100-180mm
	Tool cutting circle, horizontal spindles, min. to max.	ø100-200mm	ø100-200mm	ø100-200mm	ø100-200mm	ø100-200mm
	Tool cutting circle, last bottom spindle, min. to max.	ø100-250mm	ø100-250mm	ø100-250mm	ø100-250mm	ø100-250mm
Motor Horsepower	Spindle motor	10HP,15HP	10HP,15HP	10HP,15HP	10HP,15HP	10HP,15HP
	Feeding motor. Inverter	10HP	10HP	10HP	15HP	15HP
Others	Table adjustment	12mm	12mm	12mm	12mm	12mm
	Infeed table length	1800mm	1800mm	1800mm	1800mm	1800mm
	Feed roller diameter	ø140mm	ø140mm	ø140mm	ø140mm	ø140mm
	Feed roller width	2x50mm	2x50mm	2x50mm	2x50mm	2x50mm
	Machine dimension (LxWxH)mm	5400x1930x1800	5800x1930x1800	5400x1930x1800	6100x1930x1800	6100x1930x1800
	Packing dimension (LxWxH)mm	5200x2100x2120	5600x2100x2120	5200x2100x2120	5900x2100x2120	5900x2100x2120
	Net Weight	5600kgs	6200kgs	5900kgs	6800kgs	7300kgs
Gross Weight	6350kgs	6950kgs	6650kgs	7600kgs	8100kgs	

■ Specifications and design characteristics are subject to change without prior notice.

OPTIONAL EQUIPMENTS:

- Automatic feeding magazine.
- Digital position controller.
- Groove guide table.
- CE regulation.
- Spindle diameter 50mm, 1 13/16, 2 1/8".
- Spindle speed 8000 RPM.
- ATS system.
- Extend infeed worktable length.
- Universal spindle.
- Feed speed 6-60m/min(15-30HP).
- Feed speed 8-80m/min(25-40HP).
- Spindle motor increase(15-40HP).
- Infeed upper pressure roller with air pressure, Side pressure roller with air pressure
- Pressure board in front of top horizontal spindle with air pressure
- Firm support on horizontal spindle
- Straight jointer
- Profile jointer



GAU JING MACHINERY INDUSTRIAL CO., LTD.

No.33, Lane 355, Pu Zei St., Feng Yuan 420, Taichung, Taiwan.
 TEL: 886-4-2527 4116 (Rep.) FAX: 886-4-2528 2376
<http://www.gaujing.com> <http://www.foursidesplaner.com>
 E-mail: g8664278@ms47.hinet.net

AGENT:

GA-SERIES

4 SIDE PLANER & MOULDER

If you are serious about increasing moulding productivity and Profits, the GA Series 4-Side Planer & Moulder from Gau Jing can help you now. Gau Jing's advanced design concept combined with superior quality tradition make GA series a great value. No matter what your requirement is small lot production or mass production, Gau Jing GA series is ideal for both. With its optional 80 m/min feed speed, you get extra high productivity. The GA series is designed and engineered to meet those who require heavy duty machining. The spindle is precision manufactured and dynamically balanced

A Superior Value in Performance moulder

combined with hydraulic support at end, assuring maximum stability during cutting. The entire machine frame is ruggedly constructed throughout by high quality cast iron, and you'll begin to see why Gau Jing GA series features optimum rigidity and stability for years of operations. A comprehensive optional equipment are available to upgrade operational convenience and performance level, such as knife profile jointer, straight knife jointer, ATS system and more. Precision Productivity Quality Dependability. All things you've come to expect can be found on the Gau Jing GA series 4-Side Planer & Moulder.



GAU-STANDARD SERIES

4 SIDE PLANER & MOULDER

FEATURES

- The control panel provides convenient, safe and efficient operations.
- The spindles are provided with mechanical digital readout for fast position adjustment and high efficiency.
- The table is hard chrome plated to high hardness RC 70°, Automatic lubrication to table for fast feeding effect.
- The infeed side is built with a over height guard, combined with totally enclosed guard ensuring maximum safety of operations that meet meeting CE standards of safety.
- 4 sets of air pressure regulator for feeding system ensures high performance of feeding.
- Over 5 sets of powered bottom rollers for upgrading feeding performance.
- Centralized greasing system facilitates lubrication job, and increasing service life of bearings.

Standard model.

Standard feed speed 36m/min.

For heavy duty machining.

- The auxiliary short stock feeding rollers for vertical spindles can be fast raised for convenient fitting and setting of cutters.
- The swing type side pressure wheels for vertical spindles are air loaded, which permitting the wide stock fast feed without jamming problem.
- The vertical spindles run in high speed bearings. High speed spindle running up to 8000 RPM. The pressure rollers give maximum stability for workpiece holding.
- The GAU JING Four Sides Planer and Moulders integrate many fine features. Each one will provide extraordinary cutting quality and extreme high speed running performance.



GA-HIGH SPEED SERIES


4 SIDE PLANER & MOULDER

High speed, model.

Choice of 60 or 80m/min.feed speed.

Optional equipment such as knife profile jointer, straight knife jointer and Hydraulic support on top and bottom spindle should be ordered to achieve an extra high feed speed.


For heavy duty machining.






CENTRALIZED PRESSURE REGULATION

- All pressure regulations for the entire pneumatic system are centralized at front of the machine for added convenience for pressure regulations.
- Sectional pressure adjustments for all pressure rollers ensure consistent pressure.




VERTICAL SPINDLE ADJUSTMENT UP TO 60 MM

- It allows to fit several tools on the vertical spindle, eliminating troublesome cutter change. The 60mm spindle adjustment provides full utilization for a single cutter.



HYDRAULIC SUPPORT ON TOP AND BOTTOM SPINDLE (OPTIONAL)

- Specially designed hydraulic supports on the top and bottom spindles assure maximum stability while performing high speed and heavy duty machining.




AIR LOADED FRONT PRESSURE PLATE (OPTIONAL)

- The front pressure plate for top spindle is available to apply an air loading device ensuring maximum stability while performing high speed cutting.



CONVENIENT SPINDLE ADJUSTMENT

- All control levers for the spindles are located at the front of the machine for convenient adjustment. Each spindle is provided with a mechanical digital readout, giving accurate adjustment.



AIR LOADED INFEEED SIDE PRESSURE

- While high speed feeding, the side pressure on infeed table ensures every timber close to the fence even under different width. It's convenient to adjust.


OVER HEIGHT PROTECTION

- In case workpiece exceeds the rated maximum height, it will be restricted by the over height protection device provided at the workpiece infeed end.




CENTRALIZED LUBRICATION

- The spindles are lubricated by the centralized lubrication system for convenience.



POWER INFEEED TABLE ROLLER

- The roller in the infeed table is powered, providing a smooth feeding effect for feed stock.




AIR LOADED SIDE PRESSURE WHEELS

- The front side pressure wheel on left vertical spindle fully eliminates unsmooth problem when feeding short or narrow stock. The pressure plate is easy to adjust.



UNIVERSAL SPINDLE (OPTIONAL)

- This spindle can be tilted for complicated cutting jobs.




STRAIGHT KNIFE JOINTER (OPTIONAL)

- The straight knife jointer is controlled by manual. Easy to operate and best quality of product.
- Automatic feed of jointing stone gives quick and accurate knife jointing operation.



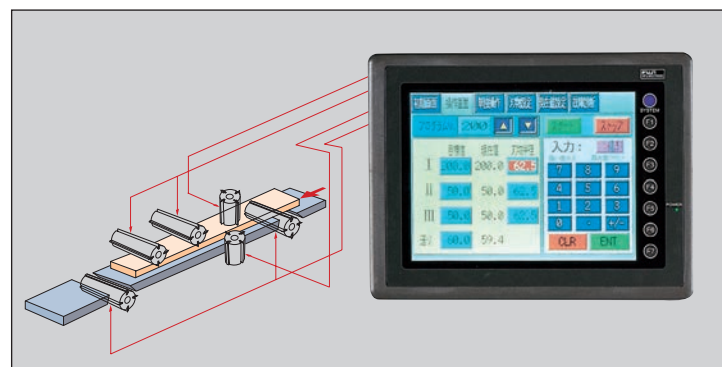
SPINDLE DIGITAL POSITIONING CONTROLLER (OPTIONAL)

- Available to equip for controlling any spindle as requested.
- The digital positioning controller permits fast, convenient and high accuracy spindle positioning.



KNIFE PROFILE JOINER (OPTIONAL)

- The fully automatic knife profile joiner is controlled remotely for convenient knife jointing operation.
- The knife profile jointing is performed directly on the moulder for consistent cutting circle for all knives. It assures repetitive profile accuracy and superior surface effect.
- The jointing stone feed is pneumatically operated.



ATS SYSTEM (OPTIONAL)

- The ATS system employs a PLC control combined with touch sensing screen for maximum operation convenience.
- The control system provides 200 sets memory capacity.




FEED MAGAZINE (OPTIONAL)

- This mechanism provides maximum convenience for feeding stock into the machine, keeping downtime to the minimum, and increasing the rate of production.
- Especially helpful when cutting short stock. (Min. 300mm)

SPINDLE ARRANGEMENT

6-Spindle GA-623


Feed motor: 10HP Elevation motor: 1HP



Bottom Horizontal 15HP ← Top Horizontal 10HP ← Top Horizontal 15HP ← Left Vertical 10HP ← Right Vertical 10HP ← Bottom Horizontal 10HP

7-Spindle GA-723

Feed motor: 10HP Elevation motor: 1HP



Bottom Horizontal 15HP ← Top Horizontal 10HP ← Top Horizontal 15HP ← Right Vertical 10HP ← Left Vertical 10HP ← Right Vertical 10HP ← Bottom Horizontal 10HP

7-Spindle GA-723A

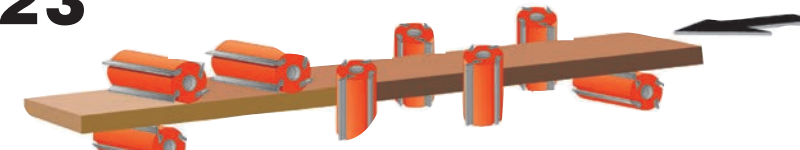
Feed motor: 10HP Elevation motor: 1HP



Bottom Horizontal 15HP ← Top Horizontal 10HP ← Bottom 10HP ← Top Vertical 15HP ← Left Vertical 10HP ← Right Vertical 10HP ← Bottom Horizontal 10HP

8-Spindle GA-823


Feed motor: 15HP Elevation motor: 1HP



Bottom Horizontal 15HP ← Top Horizontal 10HP ← Top Horizontal 15HP ← Left Vertical 10HP ← Right Vertical 10HP ← Left Vertical 10HP ← Right Vertical 10HP ← Bottom Horizontal 10HP

8-Spindle GA-823A


Feed motor: 15HP Elevation motor: 1HP



Bottom Horizontal 15HP ← Top Horizontal 10HP ← Bottom Horizontal 10HP ← Top Horizontal 15HP ← Right Vertical 10HP ← Left Vertical 10HP ← Right Vertical 10HP ← Bottom Horizontal 10HP

9-Spindle GA-923

Feed motor: 15HP Elevation motor: 1HP



Bottom Horizontal 10HP ← Top Horizontal 15HP ← Bottom Horizontal 10HP ← Top Horizontal 15HP ← Left Vertical 10HP ← Right Vertical 10HP ← Left Vertical 10HP ← Right Vertical 10HP ← Bottom Horizontal 10HP